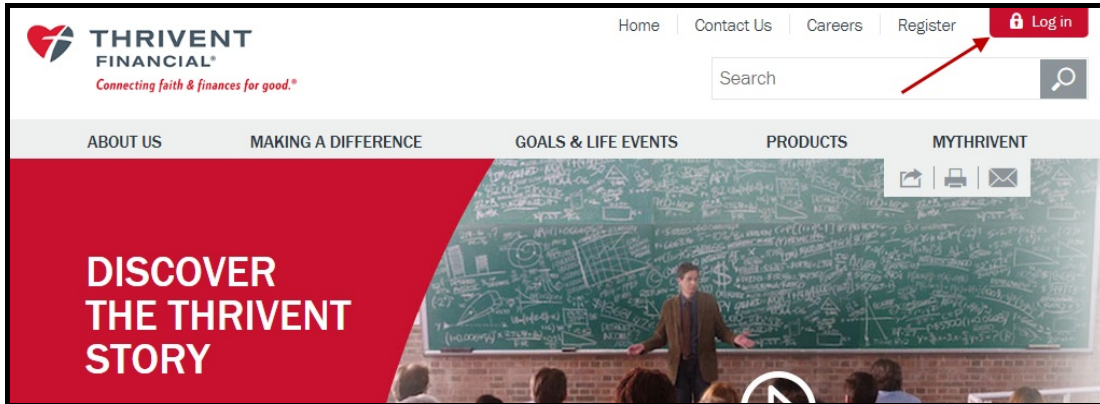


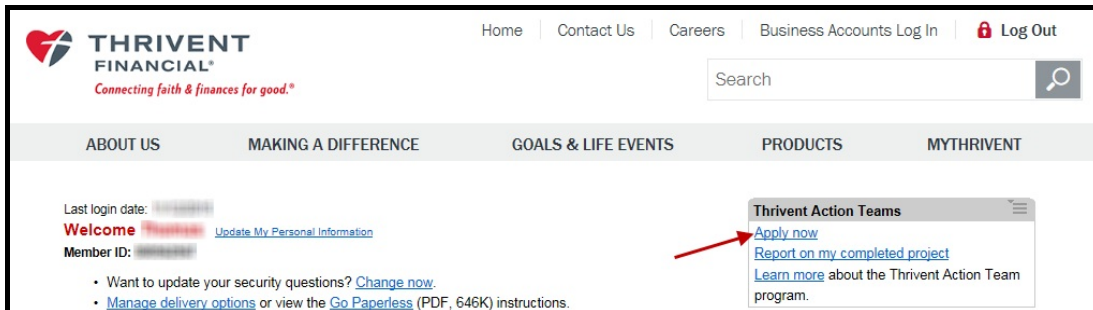
## Creating a Thrivent Action Team

Create a Thrivent Action Team for your proposed project. Approval as a Thrivent Action Team will get you a \$250 Community Impact Card that can be used as seed money to purchase project supplies and create promotional materials.

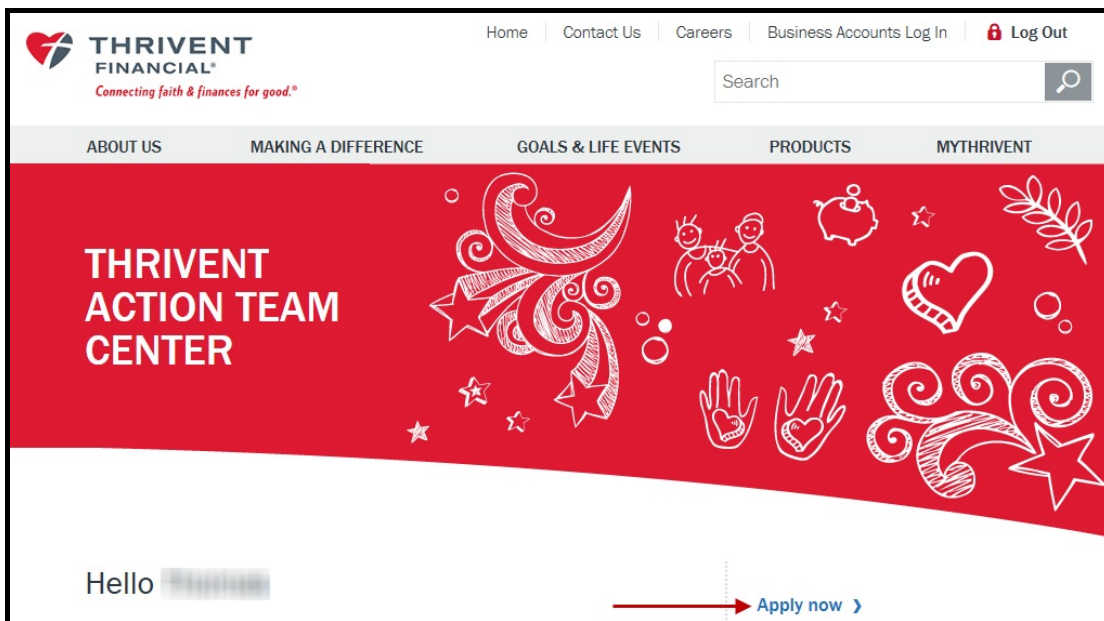
1. Open <https://www.thrivent.com/>.
2. Log in to your account in the upper right corner. (If you don't have an account, you will have to set one up.)



3. On the right hand side of the screen, there is a box entitled “Thrivent Action Teams.” Click on “Apply now.”



4. Scroll down. On the right hand side of screen, click “Apply now.”



5. Scroll down. Click “Begin Project Application.”

**THRIVENT FINANCIAL®**  
Connecting faith & finances for good.®

Home | Contact Us | Careers | Business Accounts Log In | **Log Out**

Search

ABOUT US | MAKING A DIFFERENCE | GOALS & LIFE EVENTS | PRODUCTS | MYTHRIVENT

# THRIVENT ACTION TEAM CENTER

Hello **[Name]** [Thrivent Action Team Center >](#)

## YOUR PROJECT ELIGIBILITY

As a benefit member, you're eligible to lead up to two projects per calendar year based on the project date.

2015 project eligibility – 1 project remaining  
2016 project eligibility – 2 projects remaining

If you submit an application today, your project start date must fall between **[Date Range]**

## A QUICK PROGRAM OVERVIEW

Watch the video for a quick review of the Thrivent Action Team program.

After that, you'll be on your way to making your idea a reality.

[Watch video >](#)

## PROJECT APPLICATION TIPS

These tips will help you through the application process:

- **Application progress checklist** – As you move through the application process, your progress is indicated on the left like a checklist. A checkmark (✓) is placed next to completed screens. Completed screen entries may be reviewed or edited by selecting the screen name link next to the checkmark.
- **Save & complete later** – At any point during the application process, choose the "Save & complete later" link to save your entries and exit. This feature allows you to resume your application where you left off at a later time.
- **Help** – Need help? It is available in the upper right corner of each page.

[BEGIN PROJECT APPLICATION](#)

6. Fill out application. **Example is on the next page.**

Application will ask:

Project start date | Name of project | What type of project is it? (Fundraiser / Service activity / Education) | Project description | Tell us how you will use the seed money to kick-start your project. | What cause(s) will be positively impacted by your project? | Is this project associated with a church? | Will an organization benefit from this project? | How many volunteers will participate on your team? . . .

## Example of a fundraiser for a new cabin at Camp Phillip

Project start date:

(Application must be submitted 21-120 days before the start date.)

Name of project:

Spaghetti fundraiser for Camp Phillip's new cabin

What type of project is it?

Fundraiser

How did you hear about Thrivent Action Teams?

(A number of choices are given.)

Project description:

Camp Phillip is building another cabin. Many from my church have attended camp and have loved it. Adults and children from our church want to form a Thrivent Action Team to raise money to help Camp Phillip build the cabin.

We will use the seed money to buy ingredients and supplies for a spaghetti fundraiser at our church. We'd love to share the benefits that we have received from Camp Phillip with the members of our congregation.

Tell us how you will use the seed money to kick-start your project.

We will use the seed money to buy ingredients and supplies for a spaghetti fundraiser at our church. We will also buy materials to advertise the fundraiser to the members of our church.

What cause(s) will be positively impacted by your project? (Choose 1-2 causes from a long list of choices.)

Camps and Children/Youth

Is this project associated with a church?

Yes. (Name of church where the event is taking place.)

Will an organization benefit from this project?

Yes. Camp Phillip | W9944 Butternut Avenue | Wautoma | WI | 54982

How many volunteers will participate on your team?

(Team participants may include Thrivent members or nonmembers of all ages.)

Would you like team T-shirts?

(You may order a maximum of 25 Thrivent T-shirts in a variety of sizes.)

Banners, invitations & thank-you cards:

(You may order invitations, thank you cards, name tags, packing stickers and banner.)

Contact/Shipping information:

Review and then submit your project.